

## Who Can Use Preschool Activities?

Below are some ideas for using *Preschool Activities in a Bag*.  
Get creative and think of some on your own. Have fun!

### 1. Preschoolers

- A mom can give these activities to her preschoolers while she is homeschooling her older children, cleaning the house, cooking a meal, or any other time she needs to get something done. She can also sit down with her preschooler and do the activities with him/her, which will greatly enhance the activities.
- Teachers in preschools and day care centers can use these activities for the preschoolers in their care.
- Playgroups can use these activities to give the preschoolers something fun and educational to do.

### 2. Developmentally Disabled

Anyone who cares for the developmentally disabled can put these activity bags together and have them available for use by those in their care.

### 3. Doctors' offices

This would be a great way to occupy young children in waiting rooms. The activities could be kept behind the receptionist's desk and checked out one at a time.

### 4. Baby-sitters

Just imagine having fun activities to pull out of your bag to entertain the preschoolers you are baby-sitting. You just might be their favorite baby-sitter!

### 5. Baby showers

This would be a great gift to welcome a new baby who will be a preschooler before too long.

### 6. Birthday parties

Each person invited could make up a couple activities to give to the birthday child.

### 7. Grandmothers

You could give activity bags as a gift or keep them at your house for fun when your grandchildren come for a visit. Better yet, you could do both!

### 8. Missionary Families

What a blessing to be able to send something fun and educational to missionary families with preschoolers.

### 9. Co-op School Groups

You can use these activities for a school co-op that has preschoolers.

### 10. Church Nursery

Amazingly enough, even 2 year olds can do some of these activities with constant adult supervision. The activities will keep them busy as well as learning.

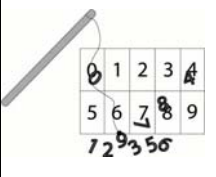



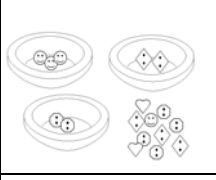

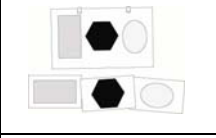

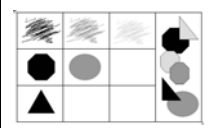
## PRESCHOOL ACTIVITY SKILLS

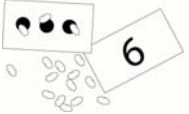






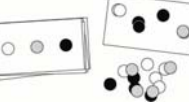



Below is a list of skills that can be learned by doing *Preschool Activities in a Bag*. The skills that are listed are just a few examples; they are too numerous to list them all.

Activity Name	123 Order	ABC Order	Color	Consumable	Motor Skills	Hand/Eye Coordination	Matching	Observation	Patterning	Puzzle	Sorting
1. ABC 123 Fishing	X	X			X	X	X				X
2. ABC Hidden Treasure		X						X			
3. Alphabet & Color Collage			X	X	X						
4. Alphabet Match		X			X						
5. Bag O' Buttons			X								X
6. Beads-n-Shapes			X		X						
7. Can You Remember Shapes?							X	X			
8. Clip It			X		X		X		X		X
9. Color & Shape Graph			X				X				X
10. Counting Cards	X						X				
11. Drop-N-Plop					X	X					
12. Foam Pattern Match							X		X		
13. Fruits of the Spirit		X			X		X				
14. Fruity Puzzles										X	X
15. Let's Sew Buttons					X		X				
16. Lick-N-Stick			X	X							
17. Match the Colors			X				X	X			X
18. Puzzle Alphabet Shapes		X					X			X	X
19. Puzzle to Puzzle					X		X			X	
20. Shape Tracing				X	X						
21. Slot-N-Notch Sticks					X				X		X
22. Snip-N-Cut				X	X						
23. Some Stick Some Don't					X	X		X			X
24. Sorting Numbers	X						X				X
25. Sort-N-Pour					X						X
26. Sticker Match							X	X			
27. Stick to the Outline				X	X						
28. Stringing Straws					X				X		
29. Trace It				X	X	X					
30. Trace-n-Erase	X	X			X						
31. Walk the Line					X	X					
32. Wally the Worm	X									X	
33. Wrapping Paper Match			X				X	X	X	X	

## ACTIVITIES AT A GLANCE

Below is a list of the preschool activities in alphabetical order. We included a description of each activity, skills learned, general supplies needed for assembly and the number of masters needed.

	<p><b>1. ABC 123 FISHING</b>  <b>Skills Learned:</b> motor skills, letter recognition and order, hand eye coordination, sorting skills, number recognition and order  <b>General Supplies Needed:</b> foam alphabet &amp; numbers, sheet protectors, wooden dowel, string, magnet.  <b>Masters Needed:</b> 2</p>
	<p><b>2. ABC HIDDEN TREASURE</b>  <b>Skills Learned:</b> observation skills, ABC order  <b>General Supplies Needed:</b> alphabet beads, rice, glue, 16 oz. water bottles  <b>Masters Needed:</b> 0</p>
	<p><b>3. ALPHABET &amp; COLOR COLLAGE</b>  <b>Skills Learned:</b> matching objects with beginning letter sounds, cutting and gluing skills, matching colors, artistic ability  <b>General Supplies Needed:</b> construction paper, sticker dots, glue sticks (optional), child safe scissors  <b>Masters Needed:</b> 5</p>
	<p><b>4. ALPHABET &amp; NUMBER MATCH</b>  <b>Skills Learned:</b> recognizing upper and lower case letters, matching skills, learning numbers 0-9  <b>General Supplies Needed:</b> sheet protectors  <b>Masters Needed:</b> 4</p>
	<p><b>5. BAG O' BUTTONS</b>  <b>Skills Learned:</b> color recognition, fine motor skills, sorting skills, counting skills  <b>General Supplies Needed:</b> assorted buttons, condiments cups, sheet protectors (optional)  <b>Masters Needed:</b> 1</p>
	<p><b>6. BEADS-N-SHAPES</b>  <b>Skills Learned:</b> shape recognition, shape formation, fine motor skills  <b>General Supplies Needed:</b> string, pony beads  <b>Masters Needed:</b> 3</p>
	<p><b>7. CAN YOU REMEMBER SHAPES?</b>  <b>Skills Learned:</b> sequential memory skills, matching skills  <b>General Supplies Needed:</b> cardstock, contact paper, yarn  <b>Masters Needed:</b> 7</p>
	<p><b>8. CLIP IT</b>  <b>Skills Learned:</b> fine motor skills, patterning, sorting, color discrimination, finger muscles  <b>General Supplies Needed:</b> wide mouth metal canning lids, clothes pins, mini stickers  <b>Masters Needed:</b> 0</p>
	<p><b>9. COLOR &amp; SHAPE GRAPH</b>  <b>Skills Learned:</b> sorting by color, sorting by shape, graphing skills  <b>General Supplies Needed:</b> foam shapes, sheet protectors  <b>Masters Needed:</b> 1</p>

	<p><b>10. COUNTING CARDS</b>  <b>Skills Learned:</b> number recognition, counting skills, matching skills  <b>General Supplies Needed:</b> contact paper, pony beads, sheet protector  <b>Masters Needed:</b> 5</p>
	<p><b>11. DROP-N-PLOP</b>  <b>Skills Learned:</b> hand-eye coordination, aiming skills, fine motor skills  <b>General Supplies Needed:</b> plastic clothes pins, large plastic tumbler, cardstock  <b>Masters Needed:</b> 0</p>
	<p><b>12. FOAM PATTERN MATCH</b>  <b>Skills Learned:</b> patterning skills, matching  <b>General Supplies Needed:</b> assorted foam shapes, copies, sheet protectors  <b>Masters Needed:</b> 1</p>
	<p><b>13. FRUITS OF THE SPIRIT</b>  <b>Skills Learned:</b> fine motor skills, matching skills, sorting skills, alphabet recognition, beginning spelling  <b>General Supplies Needed:</b> pipe cleaners, alphabet letter beads, number beads  <b>Masters Needed:</b> 1</p>
	<p><b>14. FRUITY PUZZLES</b>  <b>Skills Learned:</b> puzzle skills, color recognition, fruit recognition, sorting skills  <b>General Supplies Needed:</b> sheet protectors  <b>Masters Needed:</b> 3</p>
	<p><b>15. LET'S SEW BUTTONS</b>  <b>Skills Learned:</b> button sewing skills, fine motor skills  <b>General Supplies Needed:</b> plastic canvas, large buttons, shoe laces or lanyard lace, cardstock  <b>Masters Needed:</b> 0</p>
	<p><b>16. LICK-N-STICK</b>  <b>Skills Learned:</b> manual dexterity, creativity  <b>General Supplies Needed:</b> construction paper, unflavored gelatin, crayons, plain paper  <b>Masters Needed:</b> 1</p>
	<p><b>17. MATCH THE COLORS</b>  <b>Skills Learned:</b> matching skills, color awareness, pattern skills, sorting  <b>General Supplies Needed:</b> stickers, foam sheets  <b>Masters Needed:</b> 3</p>
	<p><b>18. PUZZLE ALPHABET SHAPES</b>  <b>Skills Learned:</b> shape recognition, ABC order, sorting colors, puzzle skills  <b>General Supplies Needed:</b> sheet protectors, contact paper  <b>Masters Needed:</b> 4</p>
	<p><b>19. PUZZLE TO PUZZLE</b>  <b>Skills Learned:</b> matching skills, ability to differentiate shapes  <b>General Supplies Needed:</b> old puzzle pieces, cardstock, stickers, sheet protectors  <b>Masters Needed:</b> 0</p>
	<p><b>20. SHAPE TRACING</b>  <b>Skills Learned:</b> fine motor skills, scissor skills, use of glue stick, shape recognition  <b>General Supplies Needed:</b> paper, glue sticks, crayons &amp; child scissors (optional), foam  <b>Masters Needed:</b> 2</p>

	<p><b>21. SLOT- N - NOTCH STICKS</b>  <b>Skills Learned:</b> building skills  <b>General Supplies Needed:</b> slot-n-notch sticks, cardstock  <b>Masters Needed:</b> 0</p>
	<p><b>22. SNIP-N-CUT</b>  <b>Skills Learned:</b> fine motor skills, creativity, use of scissors  <b>General Supplies Needed:</b> construction paper, child safe scissors, disposable bowls  <b>Masters Needed:</b> 0</p>
	<p><b>23. SOME STICK SOME DON'T</b>  <b>Skills Learned:</b> hand-eye coordination, magnetic awareness, sorting skills  <b>General Supplies Needed:</b> non magnetic items, magnetic items, string, magnet, dowel  <b>Masters Needed:</b> 1</p>
	<p><b>24. SORTING NUMBERS</b>  <b>Skills Learned:</b> sorting skills, matching skills, number order awareness  <b>General Supplies Needed:</b> copies, contact paper  <b>Masters Needed:</b> 3</p>
	<p><b>25. SORT-N-POUR</b>  <b>Skills Learned:</b> sorting, fine motor skills, pouring skills  <b>General Supplies Needed:</b> 10 different types of beads, condiment cups or Dixie cups  <b>Masters Needed:</b> 0</p>
	<p><b>26. STICKER MATCH</b>  <b>Skills Learned:</b> matching skills, thinking skills  <b>General Supplies Needed:</b> stickers, contact paper  <b>Masters Needed:</b> 1</p>
	<p><b>27. STICK TO THE OUTLINE</b>  <b>Skills Learned:</b> fine motor skills  <b>General Supplies Needed:</b> copies, stickers, crayons  <b>Masters Needed:</b> 6</p>
	<p><b>28. STRINGING STRAWS</b>  <b>Skills Learned:</b> creativity, pattern recognition, matching skills, fine motor skills  <b>General Supplies Needed:</b> yarn, pipe cleaners, straws  <b>Masters Needed:</b> 0</p>
	<p><b>29. TRACE IT</b>  <b>Skills Learned:</b> fine motor skills, tracing skills, pencil skills  <b>General Supplies Needed:</b> paper clips, crayons, white paper  <b>Masters Needed:</b> 6</p>
	<p><b>30. TRACE-N-ERASE</b>  <b>Skills Learned:</b> letter recognition, order, and orientation, number recognition, order and orientation, shape recognition, tracing skills, writing skills  <b>General Supplies Needed:</b> sheet protectors, non-toxic dry erase marker, felt  <b>Masters Needed:</b> 2</p>
	<p><b>31. WALK THE LINE</b>  <b>Skills Learned:</b> shape awareness, balance, coordination, hand-eye coordination  <b>General Supplies Needed:</b> sheet protectors, rope, fabric, rice, thread, sewing machine  <b>Masters Needed:</b> 1</p>